



**Abbott Video Productions, Inc.**

April 30, 2001

TO: National Air Parts, Inc.  
Beryl D'Shannon Aviation  
cc: Carter Aviation

Recently I had a National Air Parts 70 amp alternator installed in my C-33 Beech Debonair (IO-470-N conversion.) When Carter Aircraft, Sebring FL started to install the new alternator, they ran into a problem with the D'Shannon super baffle kit that was installed when the engine was majored. The 70 amp unit would not clear the rear baffle. They proceeded, after consulting with D'Shannon, to modify the baffles by cutting a hole for the alternator and building a box to extend the baffle. As you can see from the enclosed photos they did a great job.


'Just thought you would like to have copies of the pictures, in case someone else has the same problem.

DWA:mc


encl. several

Don W. Abbott


**1413 Causey Ct., Sanibel FL 33957-Area Code (941) Phone 395-9692 Fax 472-6338  
e.mail: dabbotl@peganel.com**



National AirParts, Inc. Debonair/Bonanza Generator Upgrade Kit Installation



D'Shannon Super Baffle Modification, View #1



D'Shannon Super Baffle Modification, View #2

Note: Photos courtesy of Don Abbott, Abbott Video Productions, Sanibel, FL 33957

Alternator installation & baffle modification by Carter Aircraft, Sebring, FL.